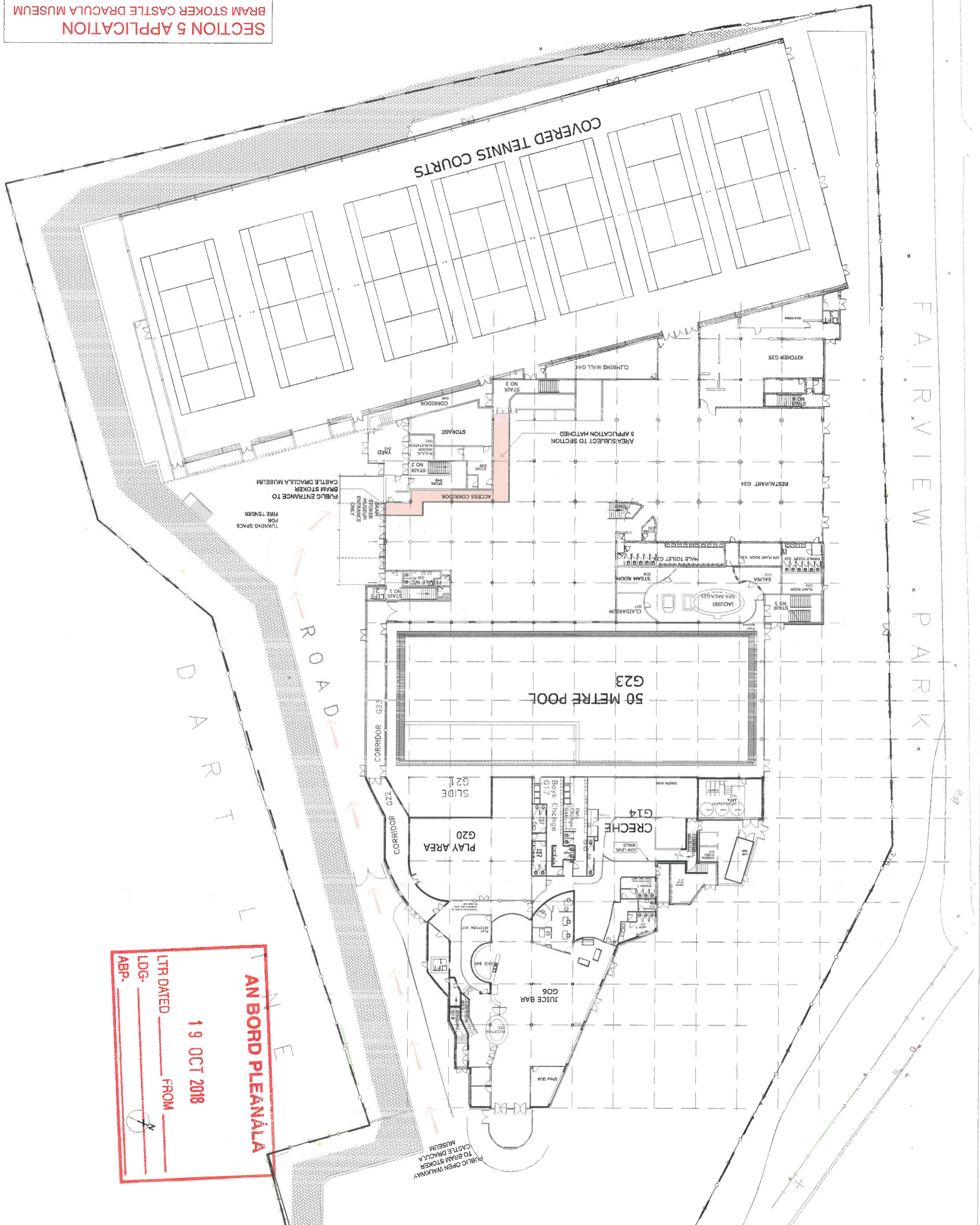


FAIRVIEW PARK

**SECTION 5 APPLICATION
BRAM STOKER CASTLE DRACULA MUSEUM**

Drawing no. 275-P02 Date: 20/02/18 Scale: as shown Sheet size: A1	
Client: TEMPLEVILLE DEVELOPMENTS LTD. Project: WEST WOOD CLUB CLONTARF - SECTION 5 APPLICATION Drawing: GROUND FLOOR PLAN	
K+B Architecture+Design 2 Ridgeway Villa, Kilmashilm Lane Dublin 8 Ph: +353 (0)1 816 0377 +353 (0)1 898883 E: info@kbad.ie www.kbad.ie	

THIS DRAWING HAS BEEN PREPARED SOLELY FOR THE PURPOSE OF PLANNING ONLY. THIS DRAWING IS NOT TO BE RELIED UPON FOR CONSTRUCTION AND NO GUARANTEE IS GIVEN AS TO ITS SATISFACTORY FOR CONSTRUCTION.



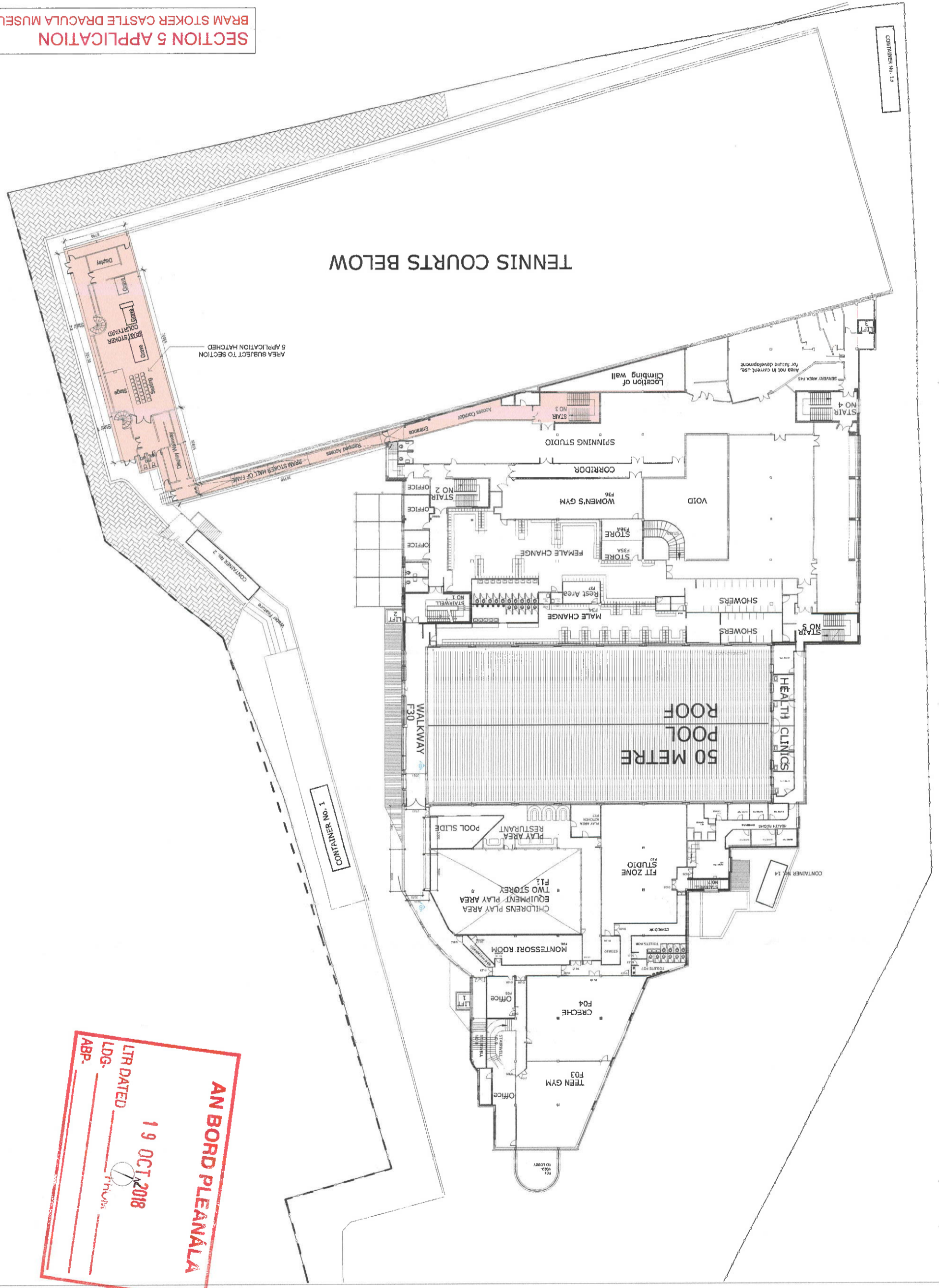
AN BORD PLEANÁLA
 19 OCT 2018
 LTR DATED _____ FROM _____
 LDG- _____
 ABP- _____

Drawing no. 275-P03		Client: TEMPLEVILLE DEVELOPMENTS LTD.	
Drawing: FIRST FLOOR PLAN		Date: 2008/2018 as shown A1	
Project: WEST WOOD CLUB CLONTARF - SECTION 5 APPLICATION			
Any use proposed or intended or otherwise proposed to be used for the purpose of this drawing is not the property of the architect and is not to be used for any other purpose without the prior written consent of the architect.			
REVISION INFORMATION			
THIS DRAWING HAS BEEN PREPARED SOLELY FOR THE PURPOSE OF PLANNING ONLY. THIS DRAWING IS NOT TO BE RELIED UPON FOR CONSTRUCTION AND NO GUARANTEE IS GIVEN AS TO ITS SUITABILITY FOR CONSTRUCTION.			

SCALE 1:200
FIRST FLOOR PLAN

**SECTION 5 APPLICATION
BRAM STOKER CASTLE DRACULA MUSEUM**

TENNIS COURTS BELOW

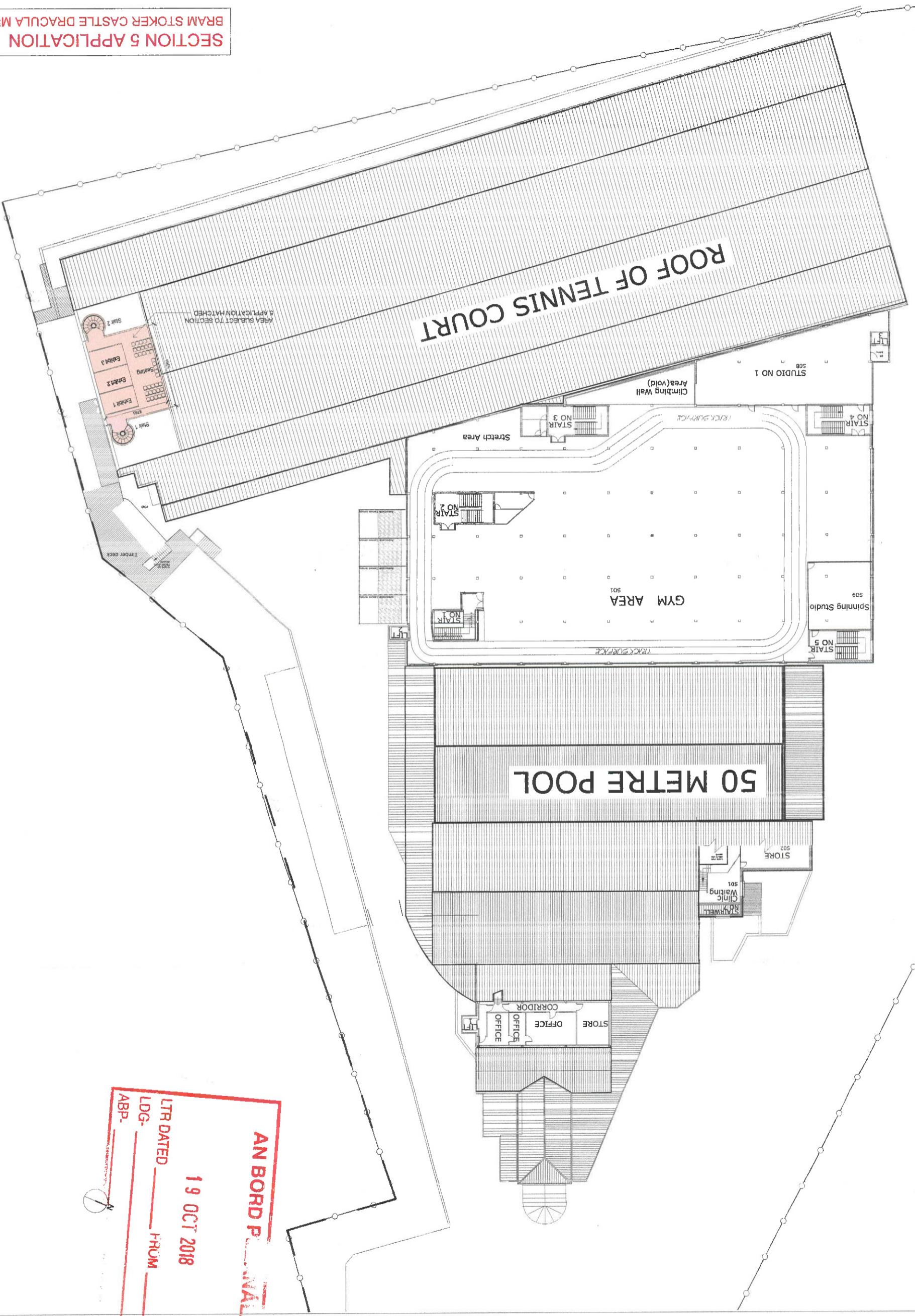


AN BORD PLEANÁLA
 LTR DATED 19 OCT 2018
 LDG.
 ABP.
 THUR

Revision		275-P04	
Drawing No.		275-P04	
Date		2008/2018	
Scale		As shown A1	
Sheet size		A1	
Project : WEST WOOD CLUB CLONTRAF - SECTION 5 APPLICATION			
Client : TEMPLEVILLE DEVELOPMENTS LTD.			
K+B Architecture+Design 2 Ridgeway Villas, Kilmasham Lane Dublin 8 Ph +353 (0)87 6616037 +353 (0)1 6688803 e info@kbad.ie www.kbad.ie			

SECOND FLOOR PLAN
SCALE 1:200

**SECTION 5 APPLICATION
BRAM STOKER CASTLE DRACULA MUSEUM**



AN BORD PLEANALA
 19 OCT 2018
 LTR DATED _____
 LDG- _____
 ABP- _____

THIS DRAWING HAS BEEN PREPARED SOLELY FOR THE PURPOSE OF PLANNING ONLY. THIS DRAWING IS NOT TO BE RELIED UPON FOR CONSTRUCTION AND NO GUARANTEE IS GIVEN AS TO ITS SUITABILITY FOR CONSTRUCTION.

REVISION INFORMATION

No.	Description